


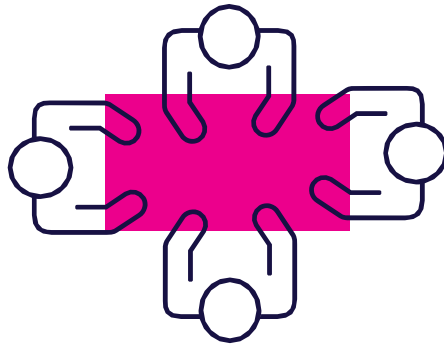
ROTATING ANGLES

Target

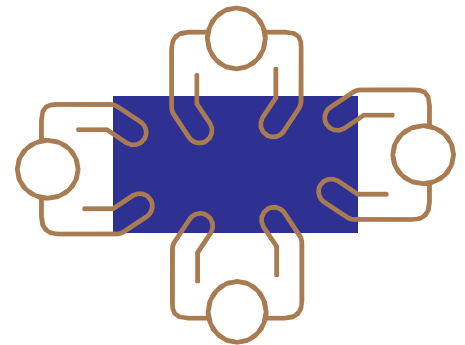
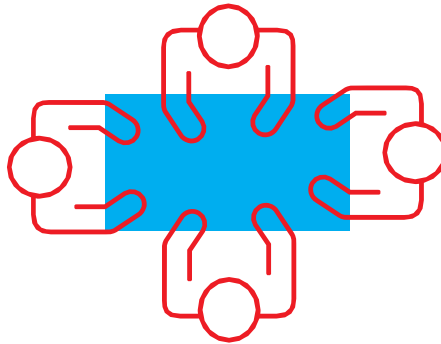
In small groups, students investigate different aspects of a topic.

Work method

Step 1: The teacher provides different assignments for groups of students. Each assignment takes place in a different 'corner' of the classroom. In that 'corner' there is also the necessary material.

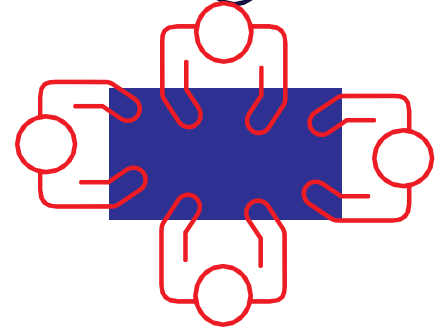





Step 2: Students are divided into groups. Each group goes to a different corner to perform various tasks.



Step 3: The teacher indicates with a pre-arranged signal when the groups may switch corners. The order in which each group should complete the tasks should be clear in advance.

You can assign roles. Agree rules for handling the materials in each corner. Depending on your objectives, you can give all students a bundle of the assignments/answer sheets, or you can give each group just one copy. The latter does promote cooperation.



Example:

The role of cars, weapons, girls, sound ... in the games

The use of colours, static and dynamic parts in games, the role of competition, speed ... Sample topics:

Observation of techniques used in